MIPA

2018

LA POESIA DEL MADE IN ITALY

THE POETRY OF MADE IN ITALY

Un'arte antica porta con sé cultura, artigianalità e tradizione.
La reinterpretazione della graniglia comporta ricerca, esperienza, innovazione e cultura del design.

La poesia di MIPA è una storia di passione e di piccoli gesti che si ripetono ogni giorno, per dare vita ad un prodotto unico e pregiato.

The arts reflect culture, crafts and traditions.
Re-interpreting graniglia involves research, expertise, innovation and culture of design.

MIPA is poetry, a history of passion and small gestures that are repeated every day to create a unique and precious product.

L'EVOLUZIONE DEL TRADIZIONALE CONCETTO DI GRANIGLIA

THE TRADITIONAL NOTION OF 'GRANIGLIA' IS CHANGING

MIPA nasce con l'obiettivo di rinnovare la tradizione italiana della graniglia, al rispetto per il passato affianca un impegno costante in ricerca ed innovazione, perché far evolvere un prodotto della tradizione significa dargli nuova vita.

I pavimenti e rivestimenti MIPA vengono interamente realizzati in Italia con materie prime di origine naturale e lavorazioni ecocompatibili che sinergicamente danno origine a un manufatto unico dalle elevate prestazioni tecniche.

Una nuova dimensione per la graniglia, una visione originale e distintiva, che trasforma il prodotto in un pezzo di design che arricchisce e valorizza gli ambienti in cui è inserito.

Il lato sperimentale della ricerca sul materiale ha generato prestigiose collaborazioni con i reparti di ricerca sviluppo delle principali aziende del settore come Mapei e Italcementi e con la Facoltà di Ingegneria dei Materiali dell'Università di Modena e Reggio Emilia.

Questo ha consentito a MIPA di essere la prima azienda italiana a proporre un materiale prefinito, monostrato, a spessore ribassato rispetto alle produzioni tradizionali (per consentire l'utilizzo delle formelle in graniglia anche a rivestimento).

Ciò ha reso possibile un salto prestazionale del prodotto rispetto alla fase di posa e di mantenimento, garantendo caratteristiche tecniche nettamente superiori alle produzioni tradizionali, con un peso ridotto della metà.

MIPA was founded with the objective to innovate the Italian tradition of the peculiar material called graniglia by combining respect for the past with a continuous drive to innovate, because evolving means to give new life to traditions.

MIPA's tiles are completely manufactured in Italy with natural raw materials and environment-friendly processes with synergies that lead to the creation of a unique product with very high technical performances.

MIPA is establishing a new dimension for graniglia, a novel idea and a distinctive vision to transform the product into a design piece that can be used to enrich and upgrade the spaces where it is used.

Openness to experimentation and research on materials have led to significant partnerships with the R&D departments of the main companies of the sector, such as Mapei and Italcementi, the Faculty of Materials Engineering of the University of Modena and Reggio Emilia.

These partnerships allowed MIPA to become the first Italian company to propose a pre-finished single-layer material with a reduced thickness compared to traditional productions (to allow graniglia tiles to be used for cladding projects).

This brought about a growth in the level of product performance in the laying and maintenance stages, by ensuring sharply better technical characteristics that far outdo traditional productions with a halved weight.

PROCESSO SOSTENIBILE, ARTIGIANALITÀ E MADE IN ITALY.

SUSTAINABLE PROCESS, CRAFTSMANSHIP AND MADE IN ITALY.

La graniglia di **MIPA** è totalmente riciclabile ed è composta da materie prime naturali, di cui un 80% provenienti dalla lavorazione di marmi italiani pregiati.

I grani di marmo utilizzati sono ottenuti grazie a un processo all'avanguardia e a basso impatto ambientale.

Le piastrelle possiedono inoltre ottime caratteristiche termiche che le rendono ideali per gli impianti di riscaldamento e di raffrescamento a pavimento.

MIPA assicura quindi il massimo rispetto per la natura e per l'ambiente e garantisce la tutela della salute della persona perché non tratta vernici che rilasciano sostanze nocive.

Un impegno costante nel pieno rispetto della tradizione del design e dell'artigianato e del futuro del nostro pianeta.

*The graniglia produced by **MIPA** is completely recyclable because it is composed of natural raw materials, 80% of which originates from the processing of precious Italian marble.*

The marble grains used are obtained with a state-of-the-art process with a low environmental impact.

The tiles obtained have excellent thermal characteristics that make them ideal for underfloor heating and cooling systems.

MIPA *adopted a completely sustainable process for its manufacturing chain and all the colours are made with natural substances that do not release any harmful emission.*

MIPA *has committed to constantly comply with ethical standards to respect design and crafts traditions, and to ensure a better future to out planet.*

INDICE

INDEX

p. 13 *COLLEZIONI DECORI 20X20* / 20X20 DECORATIONS COLLECTION

p. 14 *PALETTE COLORI DECORI* / DECORATIONS COLOURS PALETTE
p. 16 *FORMATI E FINITURE* / FORMATS AND FINISHES

p. 19 *DECORI PUERTO RICO* / PUERTO RICO DECORATIONS
p. 19 *DECORI CUBA* / CUBA DECORATIONS
p. 20 *DECORI TRADIZIONALI A CAMPO PIENO* / TRADITIONAL FULL FIELD DECORATIONS
p. 21 *DECORO MODULARE* / MODULE DECORATION
p. 21 *DECORI CONTEMPORANEI* / CONTEMPORARY DECORATIONS
p. 22 *DECORI A BORDURA* / BORDER DECORATIONS
p. 23 *DECORI DOPPI* / DOUBLE DECORATIONS
p. 23 *DECORI 10X20* / 10X20 DECORATIONS

Tabelle composizione decori
Decorations composition table

p. 24 *COMPOSIZIONE DECORI A BORDURA* / BORDER DECORATIONS COMPOSITION
p. 26 *COMPOSIZIONE DECORI DOPPI* / DOUBLE DECORATIONS COMPOSITION
p. 27 *COMPOSIZIONE DECORI 10X20* / 10X20 DECORATIONS COMPOSITION

p. 29 *AMBIENTAZIONI E MOOD DECORI 20X20* / SETTINGS AND DECORATIONS MOOD

p. 229 *TAYLOR MADE E PERSONALIZZAZIONE* / TAILOR-MADE SOLUTIONS & CUSTOMIZATION

p. 230 *LA REINTERPRETAZIONE DEL MADE IN ITALY ...* / TO RE-INTERPRET "MADE IN ITALY" ...
p. 234 *IL CUSTOM COLOUR SYSTEM* / THE CUSTOM COLOUR SYSTEM

p. 237 *COLLEZIONE TINTE UNITE 20X20* / 20X20 SOLID COLOURS COLLECTION

p. 238 *PALETTE COLORI TINTE UNITE* / SOLID COLOURS PALETTE
p. 240 *FORMATI E FINITURE* / FORMATS AND FINISHES
p. 242 *MOSAICI SU RETE* / MOSAICS ON MASH

p. 245 *POSE TINTE UNITE* / SOLID COLOURS LAYING SCHEMES

p. 247 *AMBIENTAZIONI E SCHEMI DI POSA TINTE UNITE 20X20* / SOLID COLOURS 20X20 SETTINGS AND LAYING SCHEMES

Pezzi speciali
Complememntary pieces

p. 274 *LISTELLI* / SPECIAL TRIMS
p. 274 *BATTISCOPA* / SKIRTING
p. 275 *BORDURE DI RIVESTIMENTO* / EDGINGS

p. 277 *AREA TECNICA* / TECHNICAL AREA

Made in Italy
Modena

COLLEZIONE DECORI 20X20

20X20 DECORATIONS COLLECTION

PALETTE COLORI DECORI

DECORATIONS COLOURS PALETTE

Oltre all'alto valore di recupero storico, tutti i decori **MIPA** hanno un enorme potenziale decorativo e progettuale.

Grazie alla gamma colore a disposizione e alla sua continua implementazione nel tempo, è possibile creare i decori a seconda delle proprie esigenze progettuali e di stile.

Un decoro può infatti cambiare radicalmente aspetto e stile a seconda dei colori utilizzati per comporlo; oppure a seconda di come vengono gestiti i pieni e i vuoti e i positivi e i negativi degli elementi grafici.

Per questo **MIPA** ha deciso di sviluppare uno strumento online che ne sottolinea la versatilità progettuale e che permette di simulare gli abbinamenti colore.

*Besides the remarkable heritage restoration value, all **MIPA** décor has an incredible decorative and design potential.*

Thanks to the available colour range and its unfading efficacy over time, it is possible to create your décor depending on your style or design requirements.

Indeed, decorations may change radically their look and style depending on the colours used to make them; or again, depending on how the full and empty parts are arranged in harmony with the positive and negative graphic elements.

*This is why **MIPA** decide to provide its suppliers and clients with an online tool to allow them to design their own decorative arrangement and simulate its final effect.*

Colori freddi
Cold colours


Pacifico

Menta

Acqua marina

Amazzonia


Verde bosco

Turchino


Blue jeans


Carta da zucchero

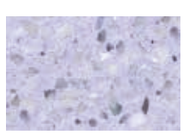
Malva

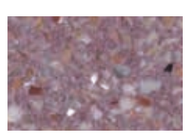
Melanzana

Colori neutri
Neutral colours

Bianco cristallo

Avorio

Grigio argento

Tortora

Polvere

Grisaglia

Lava

Nero intenso

Colori Naturali
Natural colours

Pelle d'angelo

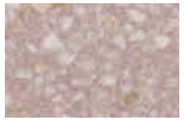
Cipria

Terra


Wengè

Colori caldi
Warm colours

Rosa antico


Rosso Pompei

Ruggine

Ginger

Giallo oro

Grano

Kiwi

FORMATI E FINITURE

FORMATS AND FINISHES

MONOSTRATO

10X10 cm

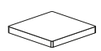

dimensione (size) 10x10 cm
spessore (thickness) 11 mm
finitura (finish) Rock'n'Roll

10X20 cm

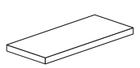

dimensione (size) 10x20 cm
spessore (thickness) 12,5±0,5/ 11 mm
finitura (finish) Classic, Light Lux, Light Mat, Light Bloom

20X20 cm

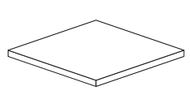

dimensione (size) 20x20 cm
spessore (thickness) 12,5±0,5/ 11 mm
finitura (finish) Classic, Light Lux, Light Mat, Light Bloom

FINITURE
FINISHES

CLASSIC
Formella in graniglia monostrato 20x20 cm prelevigata (finitura grana 120) da lucidare in opera con bordi non bisellati. Spessore 12,5±0,5 mm.

12,5±0,5 mm thick through body marble Graniglia tile 20x20, semi polished, to be polished after laying with unchamfered edges.

LIGHT LUX
Formella in graniglia monostrato 20x20 cm spessore 11 mm, calibrata, rettificata. Bordi bisellati e superficie lucida.

11 mm thick through body marble Graniglia tile 20x20, calibrated, rectified. Chamfered edges and polished surface.

LIGHT MAT
Formella in graniglia monostrato 20x20 cm spessore 11 mm, calibrata, rettificata. Bordi bisellati e superficie levigata MAT.

11 mm thick through body marble Graniglia tile 20x20, calibrated, rectified. Chamfered edges and mat surface.

LIGHT BLOOM
Formella in graniglia monostrato 20x20 cm spessore 11 mm, calibrata, rettificata. Superficie spazzolata.

11 mm thick through body marble Graniglia tile 20x20, calibrated, rectified. Brushed surface.

ROCK'N' ROLL
Formella in graniglia monostrato 10x10 cm spessore 11 mm. Anticata artigianalmente.

11 mm thick through body marble Graniglia tile 10x10. Antiqued handcrafted.

MIPA

dimensioni formella (tile size)

20x20 cm
10x20 cm

caratteristiche formella (tile features)

Monostrato

processo produzione (production process)

Fatto a mano
Hand made

MIPA QUALITY
HANDMADE IN ITALY

DECORI PUERTO RICO
PUERTO RICO DECORATIONS

p.163 AGUADA

p.65 AGUADILLA

p.97 CAGUAS

p.35 CAROLINA

p.35 GUANICA

p.41 HATILLO

p.77 ISABELA

p.59 LOIZA

p.60 MAYAGUEZ

P.85 PARGUERA

p.80 PENUELAS

p.147 PONCE

p.147 PONCE XL

p.60 SAN JUAN

p.59 YABUCOA

DECORI CUBA
CUBA DECORATIONS

p.90 BANES

p.33 BARACOA

p.108 CAMAGUEY

p.72 CIENFUEGOS

p.89 HAVANA

p.89 HAVANA 1

p.89 HAVANA 2

p.111 HOLGUIN

p.42 MORON

p.82 NUEVITAS

p.57 SANTIAGO

p.117 TRINIDAD

p.113 VINALES

DECORI TRADIZIONALE A CAMPO PIENO
TRADITIONAL FULL FIELD DECORATIONS

p.102
ADELIA

p.100
AMICA

p.93
AMLETO

p.70
ARIANNA A NASSO

p.66
ARMIDA

p.36
AROLDO

p.152
ASSONOMETRIA

p.72
ATTILA

p.47
BACIO

p.98
CAMPIELLO QUATTRO

p.134
DALIBOR



p.65
DARDANO

p.79
DIDONE

p.125
DUE GEMELLI

p.82
ELEKTRA

p.33
ELVIDA

p.79
ERMIONE

p.51
FALSTAFF

p.131
FIGLI DI RE

p.125
GUENDALINA

p.102
GRISELDA

p.36
IL CAVALIERE DELLA ROSA

p.70
IL FANCIULLO

p.46
IL TROVATORE

p.161
INTERMEZZO

p.126
IRIS

p.163
L'ALLEGRA BRIGATA

p.33
L'ELISIR D'AMORE



p.136
LA PULCE D'ORO

p.66
LA VALCHIRIA

p.52
MEDEA

p.122/199
MIMÌ

p.166
NERONE

p.51
PARISINA

p.122
PENELOPE

p.136
POLIFEMO

p.70
RE DAVID

p.158
RIGOLETTO

p.158
STELLA

p.133
VIOLETTA

p.52
ZELMIRA

MIPA

DECORO MODULARE
MODULE DECORATION

p.119
FIOR DI LOTO

DECORI CONTEMPORANEI
CONTEMPORARY DECORATIONS

p.168
BACKGAMMON S

p.168
BACKGAMMON L

p.141/143
CUBI S

p.141/143
CUBI M

p.141/143
CUBI L

p.171
FENCE



p.150
FIBRE

p.150
FIBRE XL

p.173
GRID



p.177
HOOP

p.177
HULA



p.181
IMAGO

p.178
INVADERS XL

p.178
INVADERS XXL

p.171
RANDOM

p.181
WROOM

p.173
ZAHA

p.144
3D



DECORI A BORDURA
BORDER DECORATIONS

p.185
AIDA

p.219
ALCESTE 1

p.219
ALCESTE 2

p.215
ARABELLA

p.200
CAMPIELLO

p.200
CAMPIELLO ANGOLO

p.187
CAMPIELLO TRIS

p.219
CARMEN

p.207
CAVALLERIA RUSTICANA

p.217
CORNICE

p.207
DAPHNE

p.217
DUETTO

p.194
ELENA EGIZIA

p.204
FEDORA

p.211
I PAGLIACCI

p.211
IL BARBIERE DI SIVIGLIA

p.194
LA DAMA DI PICCHE

p.207
LA FAVORITA

p.194
LA GAZZA LADRA

p.203
LA PULZELLA D'ORLEANS

p.203
LA TRAVIATA

p.192
LE MASCHERE

p.211
L'INGANNO FELICE

p.200
LODOLETTA

p.192
MADAMA BUTTERFLY

p.219
MANON LESCAUT

p.190
NABUCCO



p.192
NORMA

p.204
NOTTURNO ROMANTICO

p.203
RE ARTÙ

p.190
RE DI QUADRI

p.122/199
REGINA DELLE FATE

p.215
RENNA

p.131
SIGFRIDO

p.215
TANCREDI 1

p.215
TANCREDI 2

p.190
TURANDOT

p.204
ZAIDE



DECORI DOPPI
DOUBLE DECORATIONS

p.185
AIDA

p.187
CAMPIELLO

p.185
LA BOHÈME

p.187
OTELLO

p.185
PARSIFAL

p.187
TOSCA

DECORI 10X20
10X20 DECORATIONS

p.220
CALAF

p.222
CAPRICCIO

p.222
CENERENTOLA

p.220
CIRCE

p.220
CLEOPATRA

p.224
CORDOVANO

p.224
MALÌA

p.224
ORFEO

p.222
SALOMÈ

DECORI A BORDURA
BORDER DECORATIONS COMPOSITION

decoro (decoration)	A fascia (border)	B fascia (border)	angolo (corner)	angolo inverso (opposite conrer)
p. 185 AIDA				
p. 219 ALCESTE				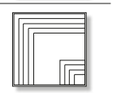
p. 215 ARABELLA				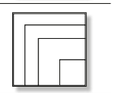
p. 200 CAMPIELLO				
p. 219 CARMEN			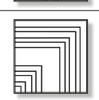	
p. 207 CAVALLERIA RUSTICANA				
p. 217 CORNICE				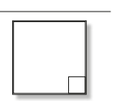
p. 207 DAPHNE				
p. 217 DUETTO				
p. 194 ELENA EGIZIA				
p. 204 FEDORA				
p. 211 I PAGLIACCI				
p. 211 IL BARBIERE DI SIVIGLIA				
p. 194 LA DAMA DI PICCHE				
p. 207 LA FAVORITA				

decoro (decoration)	A fascia (border)	B fascia (border)	angolo (corner)	angolo inverso (opposite conrer)
p. 194 LA GAZZA LADRA				
p. 203 LA PULZELLA D'ORLEANS				
p. 203 LA TRAVIATA				
p. 192 LE MASCHERE				
p. 211 L'INGANNO FELICE	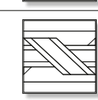		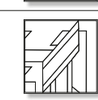	
p. 200 LODOLETTA				
p. 192 MADAMA BUTTERFLY	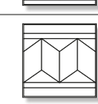			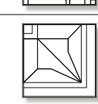
p. 219 MANON LESCAUT	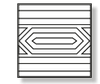			
p. 190 NABUCCO	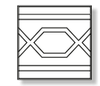			
p. 192 NORMA				
p. 204 NOTTURNO ROMANTICO				
p. 203 RE ARTÙ				
p. 190 RE DI QUADRI				
p. 122 199 REGINA DELLE FATE				
p. 215 RENNA				

DECORI A BORDURA
BORDER DECORATIONS COMPOSITION

decoro (decoration)	A fascia (border)	B fascia (border)	angolo (corner)	angolo inverso (opposite conrer)
p. 131 SIGFRIDO				
p. 215 TANCREDI				
p. 190 TURANDOT				
p. 204 ZAIDE				

COMPOSIZIONE DECORI DOPPI
DOUBLE DECORATIONS COMPOSITION

decoro (decoration)	A fascia (border)	B fascia (border)	angolo interno (internal corner)	angolo esterno (external corner)
p. 185 AIDA				
p. 187 CAMPIELLO				
p. 185 LA BOHÈME				
p. 187 OTELLO				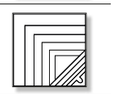
p. 185 PARSIFAL				
p. 187 TOSCA				

COMPOSIZIONE DECORI 10X20
10X20 DECORATIONS COMPOSITION

decoro (decoration)	fascia (border)	angolo (corner)	angolo inverso (opposite conrer)
p. 220 CALAF			
p. 222 CAPRICCIO			
p. 222 CENERENTOLA			
p. 220 CIRCE			
p. 220 CLEOPATRA			
p. 224 CORDOVANO			
p. 224 MALÌA			
p. 224 ORFEO			
p. 222 / 224 SALOMÈ			

AMBIENTAZIONI E MOOD DECORI 20X20

SETTINGS AND 20X20 DECORATIONS MOOD

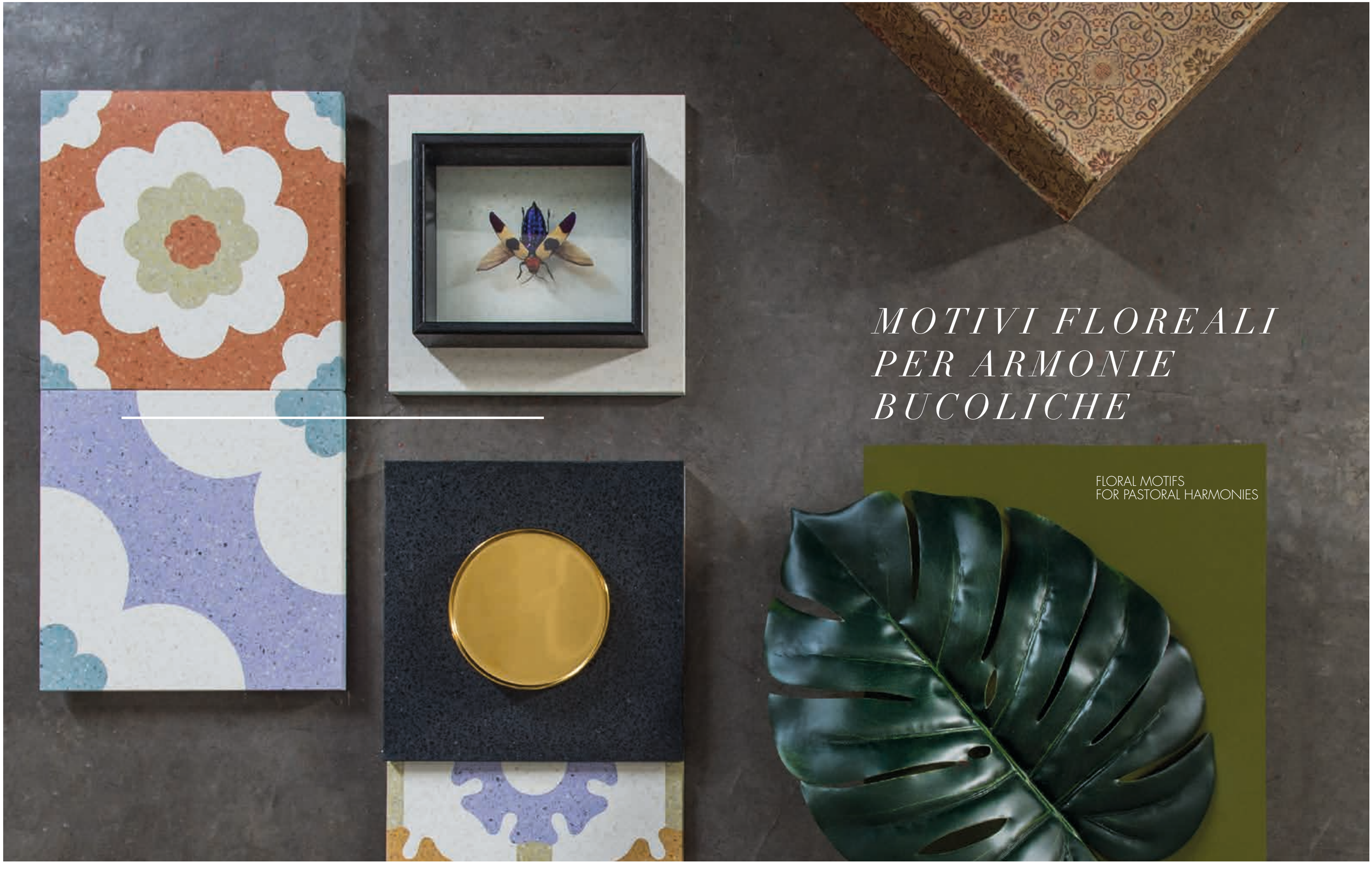

MOTIVI FLOREALI PER ARMONIE BUCOLICHE

FLORAL MOTIFS
FOR PASTORAL HARMONIES

BARACOA - foto
avorio, carta da zucchero, kiwi, ruggine
finitura (finish) classic

BARACOA
avorio, kiwi, menta, pacifico



L'ELISIR D'AMORE
avorio, blue jeans, ginger, turchino



ELVIDA
avorio, rosa antico, rosso pompei

GUANICA - foto
avorio, pacifico, menta
finitura (finish) classic

GUANICA

avorio, menta, tortora



CAROLINA

bianco cristallo, pacifico, ginger, tortora



AROLDO

avorio, carta da zucchero, kiwi



IL CAVALIERE DELLA ROSA

avorio, terra, tortora



IL CAVALIERE DELLA ROSA - foto
verde bosco, avorio, giallo oro
finitura (finish) light lux

INTRECCI & GEOMETRIE

WEAVINGS & GEOMETRIES



HATILLO

avorio, ginger, pacífico

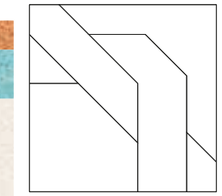



HATILLO + AGUADA + AGUADILLA - foto avorio, pacífico, wengè *finitura (finish)* classic

MORON

avorio, carta da zucchero, kiwi, pacifico



MORON - foto
avorio, carta da zucchero,
melanzana, polvere
finitura (finish) classic

Ambientazioni e mood decori / Settings and decorations mood

MORON
avorio, lava, polvere
finitura (finish) classic



IL TROVATORE

bianco cristallo, grigio argento, grisaglia, lava, nero intenso

BACIO

avorio, grano, terra, wengè

IN DIAGONALE

DIAGONALS

PARISINA - foto
avorio, wengé
finitura (finish) classic

PARISINA
avorio, giallo oro

FALSTAFF
avorio, lava

MEDEA - foto
grisaglia, grigio argento,
kiwi
finitura (finish) classic

MEDEA

avorio, lava





ZELMIRA

avorio, lava

DECORI CARAIBICI

CARIBBEAN DECORATIONS

SANTIAGO

avorio, kiwi, ruggine

SANTIAGO - foto
avorio, carta da zucchero, kiwi
finitura (finish) classic

YABUCOA

amazzonia, avorio, melanzana,
pacifico, turchino

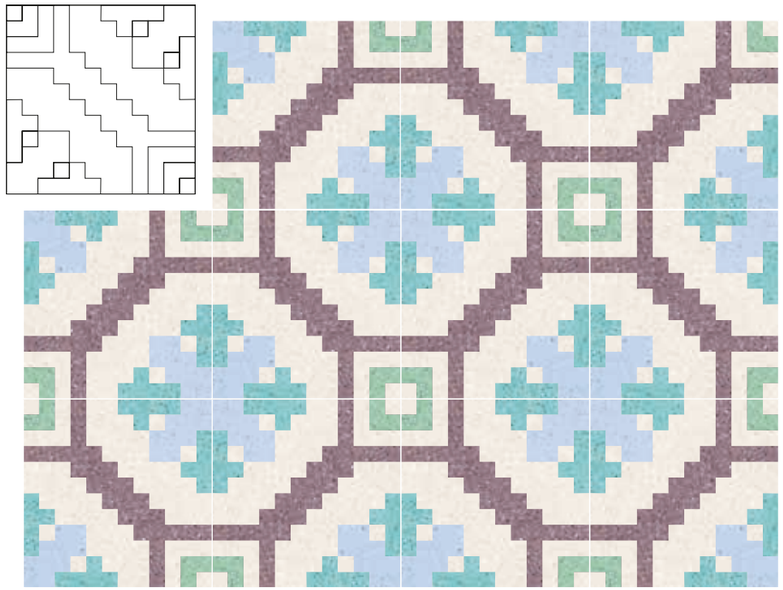

LOIZA

tortora, ginger, wengè



LOIZA - foto
avorio, lava
finitura (finish) classic

SAN JUAN
giallo oro, grigio argento, lava



MAYAGUEZ
avorio, giallo oro

MAYAGUEZ - foto
bianco cristallo, giallo oro, lava, pacifico, polvere
finitura (finish) light lux

Ambientazioni e mood decori / Settings and decorations mood

STELLE E INCROCI

STARS & CROSSES

AGUADILLA

avorio, nero intenso, pelle d'angelo, terra



DARDANO

avorio, cipria, lava, nero intenso

AGUADA + AGUADILLA - foto
amazzonia, avorio, ginger,
wengè, pacifico
finitura (finish) classic

ARMIDA - foto
avorio,giallo oro,
rosso pompei
finitura (finish) light mat

ARMIDA

avorio, grisaglia, lava





LA VALCHIRIA

avorio, grano, terra, wengè

QUADRI E SCACCHIERE

SQUARES & CHECKERBOARDS



ARIANNA A NASSO
grigio argento, grisaglia, lava, kiwi



RE DAVID
grisaglia, rosso pompei, wengè

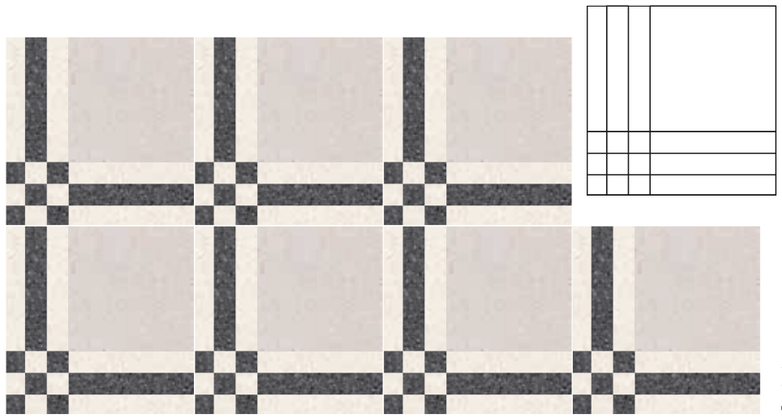

IL FANCIULLO
avorio, lava, tortora

ARIANNA A NASSO - foto
cipria, avorio, rosso pompei
finitura (finish) classic

CIENFUEGOS

bianco cristallo, grisaglia, nero intenso

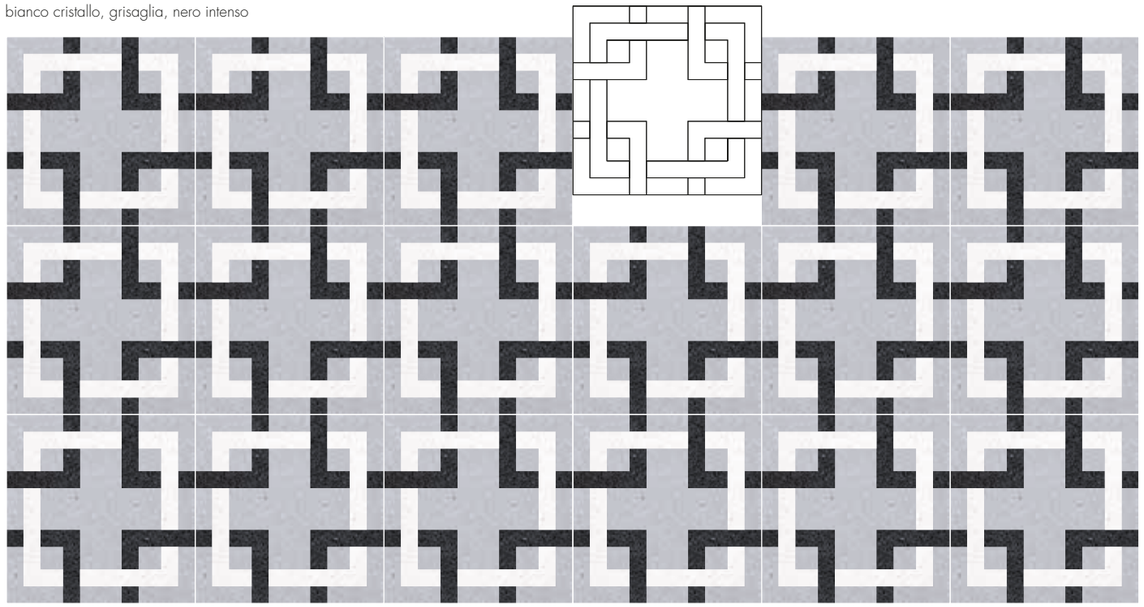

ATTILA

bianco cristallo, lava

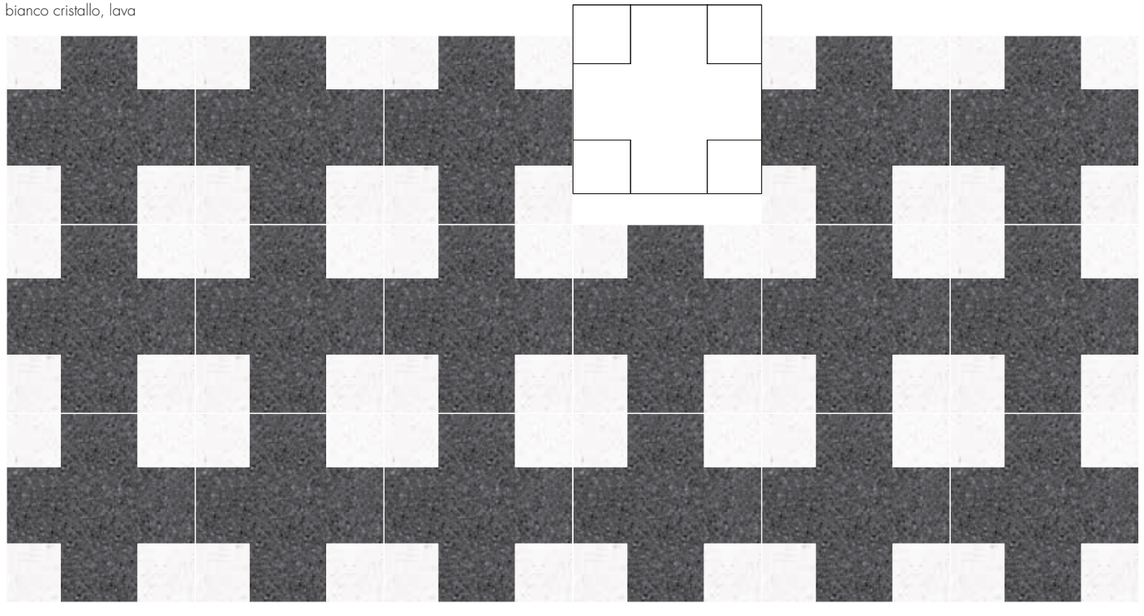

CIENFUEGOS - foto
bianco cristallo, grisaglia,
nero intenso
finitura (finish) classic

COMPOSIZIONI A QUATTRO MODULI

COMPOSITIONS
WITH FOUR
MODULES

ISABELA

avorio, ginger, kiwi, lava, pacifico

ISABELA - foto
tortora, bianco cristallo, ginger, pacifico, lava, amazzonia
finitura (finish) classic

ERMIONE

bianco cristallo, tortora



DIDONE

avorio, giallo oro, lava, rosso pompei, verde bosco

DIDONE + OTELLO - foto
carta da zucchero, terra, tortora, avorio, ruggine, lava
finitura (finish) classic

PENUELAS - foto
pacifico, avorio, verde bosco,
carta da zucchero, kiwi
finitura (finish) classic

PENUELAS

grigio argento, grisaglia, lava

ELEKTRA

grisaglia, lava



NUEVITAS

carta da zucchero, lava, tortora

NUEVITAS - foto
avorio, carta da zucchero,
tortora
finitura (finish) classic

Ambientazioni e mood decori / Settings and decorations mood

PARGUERA

avorio, carta da zucchero, menta, kiwi





PARGUERA - foto
avorio, ginger, nero intenso,
pacifico, tortora
finitura (finish) classic

ROSONI FLOREALI
FLORAL ROSES

HAVANA - foto
pacifico, grisaglia,
nero intenso
finitura (finish) light bloom

HAVANA
avorio, grisaglia, lava, pacifico, tortora



HAVANA 1 + HAVANA 2
avorio, nero intenso





BANES

avorio, ruggine, melanzana

BANES - foto
avorio, carta da zucchero, giallo oro
finitura (finish) classic

AMLETO

avorio, giallo oro, grano, terra, wengè

AMLETO - foto
avorio, nero intenso
finitura (finish) classic

AMLETO
avorio, grisaglia, kiwi, lava, ruggine
finitura (finish) classic

CAGUAS - foto
bianco cristallo, lava, kiwi, menta, pacifico
finitura (finish) light lux



CAGUAS

amazzonia, bianco cristallo, pacifico, tortora, turchino



CAMPIELLO
QUATTRO
avorio, lava

CAMPIELLO QUATTRO - foto
lava, nero intenso
finitura (finish) light mat

AMICA - foto
avorio, grisaglia
finitura (finish) classic

AMICA

avorio, rosa antico, terra, wengè

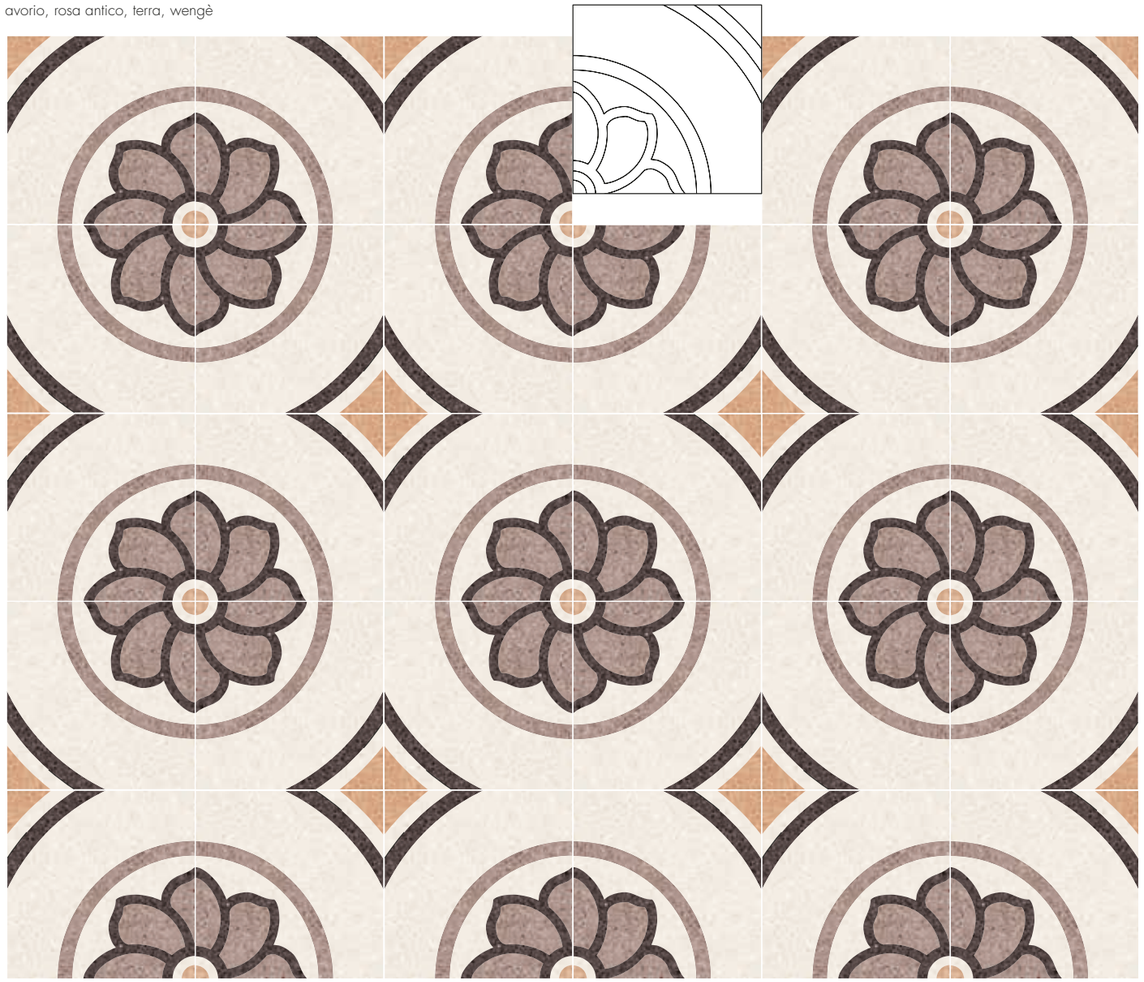

ADELIA

avorio, grisaglia, lava, turchino



GRISELDA

avorio, giallo oro, nero intenso, rosso pompei



ADELIA - foto
avorio, blue jeans, giallo oro, lava, ruggine
finitura (finish) light mat



ADELIA
avorio, carta da zucchero,
terra, wengè
finitura (finish) classic

NATURA FLUIDA

FLUID NATURE

CAMAGUEY

bianco cristallo, pacifico, tortora, wengè

CAMAGUEY - foto
avorio, carta da zucchero, kiwi, melanzana
finitura (finish) classic

HOLGUIN - foto
avorio, kiwi, ruggine
finitura (finish) classic

HOLGUIN

ginger, grigio argento, lava

VINALES - foto
avorio, grisaglia, kiwi, melanzana, lava
finitura (finish) classic

VINALES
avorio, carta da zucchero, melanzana, turchino

VINALES
avorio, carta da zucchero,
giallo oro, rosso pompei
finitura (finish) classic

TRINIDAD - foto
avorio, lava
finitura (finish) classic

TRINIDAD

avorio, giallo oro, melanzana, ruggine, tortora



FIOR DI LOTO - foto avorio, blue jeans, carta da zucchero, giallo oro, grano, lava, polvere, ruggine, terra, turchino
finitura (finish) classic



FIOR DI LOTO

FIORI IN FORMATO SMALL

MIMÌ +
REGINA DELLE FATE - foto avorio, carta da zucchero, kiwi, melanzana
finitura (finish) classic



MIMÌ

amazzonia, bianco cristallo, giallo oro, ginger, kiwi, verde bosco



PENELOPE

avorio, cipria, melanzana

REGINA DELLE FATE

avorio, giallo oro, verde bosco

Ambientazioni e mood decori / Settings and decorations mood

DUE
GEMELLI
avorio, terra

GUENDALINA - foto
avorio, lava, polvere
finitura (finish) classic



GUENDALINA
avorio, carta da zucchero, lava



IRIS

bianco cristallo, polvere

IRIS - foto

lava, pelle d'angelo, rosa antico

finitura (finish) classic

IL MONDO A QUADRETTI

THE WORLD IN SQUARES

FIGLI DI RE + SIGFRIDO - foto
grigio argento, nero intenso, polvere
finitura (finish) classic

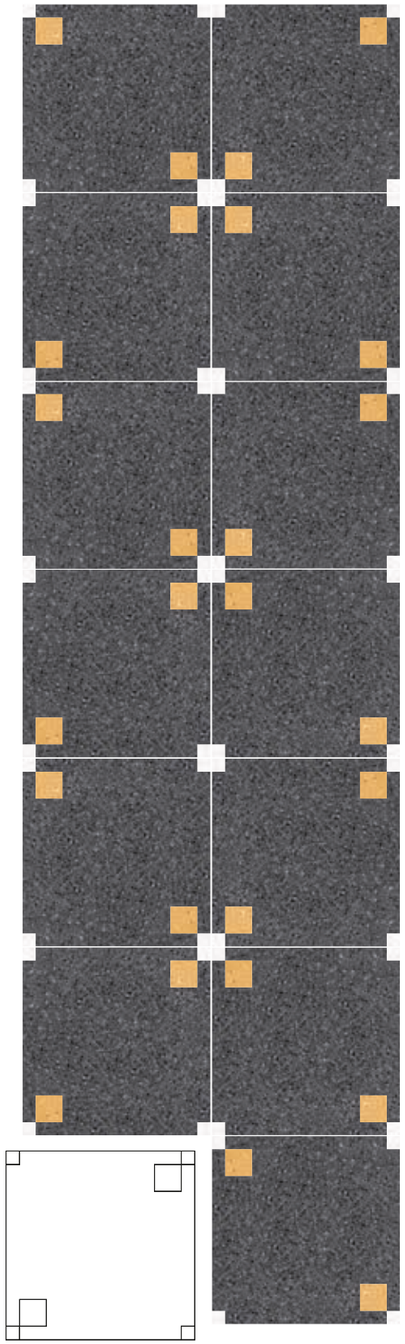

FIGLI DI RE
bianco cristallo, giallo oro, lava

SIGFRIDO
bianco cristallo, grisaglia, turchino



VIOLETTA - foto
giallo oro, grigio argento,
wengè
finitura (finish) light bloom



VIOLETTA

bianco cristallo, lava, polvere

DALIBOR - foto
bianco cristallo, giallo
oro, lava
finitura (finish) light bloom



DALIBOR

avorio, lava



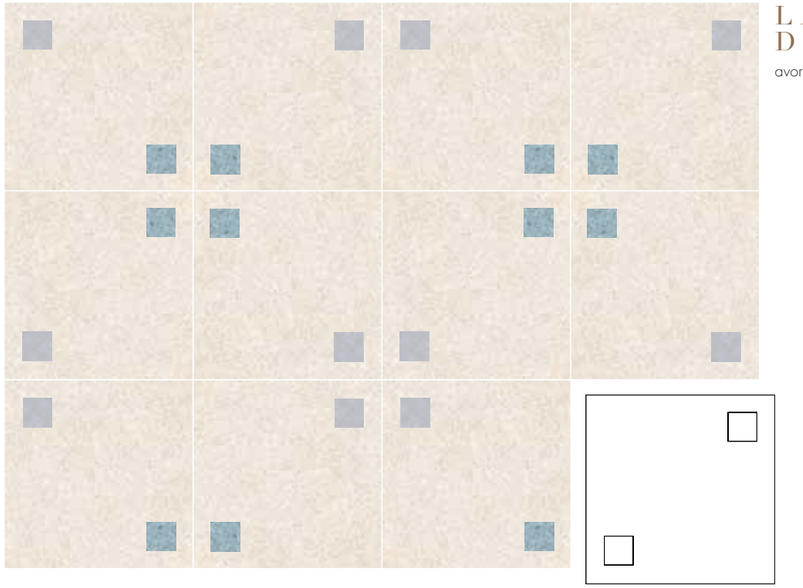

LA PULCE D'ORO

avorio, carta da zucchero, polvere



POLIFEMO

avorio, lava

POLIFEMO - foto
avorio, lava
finitura (finish) classic

PLAYING WITH PERSPECTIVES

GIOCHI DI PROSPETTIVE

CUBI M - foto
bianco cristallo, grisaglia,
nero intenso
finitura (finish) classic

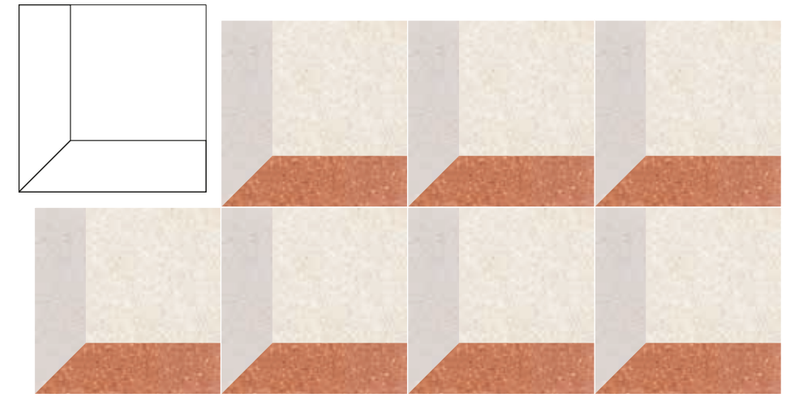

CUBI L
avorio, ruggine, tortora



CUBI M
bianco cristallo, grano, lava



CUBI S
avorio, carta da zucchero, tortora

CUBI M - foto
carta da zucchero, lava,
polvere
finitura (finish) light mat



CUBI L
avorio, melanzana, tortora



CUBI M
bianco cristallo, lava, turchino



CUBI S
bianco cristallo, grisaglia, nero intenso



3D - foto
bianco cristallo, grisaglia,
lava, nero intenso
finitura (finish) light mat

3 D

lava, pelle d'angelo,
ruggine, tortora

avorio, polvere, terra, tortora

Ambientazioni e mood decori / Settings and decorations mood

PONCE - foto
bianco cristallo, grigio
argento, grisaglia
finitura (finish) light mat



PONCE
avorio, pacifico, tortora



PONCE XL
avorio, nero intenso, terra

PONCE
avorio, nero intenso, polvere
finitura (finish) light mat



FIBRE

avorio, cipria, terra, wengè



FIBRE XL - foto
avorio, lava, nero intenso
+ *tinta unita (plain colour)*
grisaglia
finitura (finish) light bloom

FIBRE XL

bianco cristallo, grisaglia,
nero intenso
+ tinta unita *(plain colour)*
polvere

ASSONOMETRIA

avorio, grisaglia, nero intenso

ASSONOMETRIA - foto
giallo oro, nero intenso,lava
finitura (finish) classic

Ambientazioni e mood decori / Settings and decorations mood

ASSONOMETRIA
amazzonia, avorio, turchino
finitura (finish) classic

ASSONOMETRIA
avorio, melanzana, polvere
finitura (finish) classic

LA PUREZZA DELLA GEOMETRIA

PURE GEOMETRY



RIGOLETTO

avorio, lava

STELLA

avorio, lava

STELLA - foto

grisaglia, nero intenso

finitura (finish) light bloom

Ambientazioni e mood decori / Settings and decorations mood

INTERMEZZO - foto
avorio, rosso pompei
finitura (finish) classic



INTERMEZZO
bianco cristallo, grisaglia

AGUADA

bianco cristallo, kiwi, lava, tortora



L'ALLEGRA BRIGATA

bianco cristallo, cipria, terra, wengè



L'ALLEGRA BRIGATA - foto
grisaglia, lava, nero intenso, polvere
finitura (finish) classic

POSITIVI E NEGATIVI IN GRIGLIA

POSITIVES AND NEGATIVES AS A GRID

NERONE

grigio argento, lava





pelle d'angelo, terra

NERONE - foto
grigio argento, nero
intenso, rosso pompei
finitura (finish) light bloom

Ambientazioni e mood decori / Settings and decorations mood



BACKGAMMON S

grisaglia, ruggine, wengè



BACKGAMMON L

cipria, tortora, ruggine

BACKGAMMON L - foto
avorio, acquamarina, turchino
finitura (finish) light lux

Ambientazioni e mood decori / Settings and decorations mood

FENCE - foto
avorio, tortora, terra, wengè
finitura (finish) light mat



FENCE
bianco cristallo, lava



RANDOM
bianco cristallo, carta da zucchero, grisaglia, melanzana

ZAHA

terra, wengè

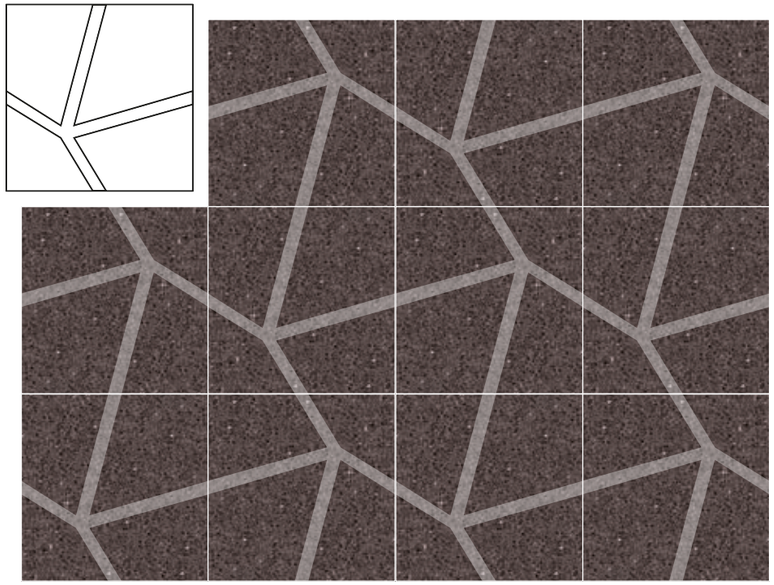

GRID

avorio, wengè



GRID - foto
avorio, lava
finitura (finish) light lux

ISPIRAZIONE PER GIOCO

PLAYING WITH INSPIRATION

HULA - foto
grigio argento, grano
finitura (finish) light lux

HULA
avorio, carta da zucchero, terra, ruggine



HOOP
avorio, giallo oro



INVADERS XL

avorio, lava

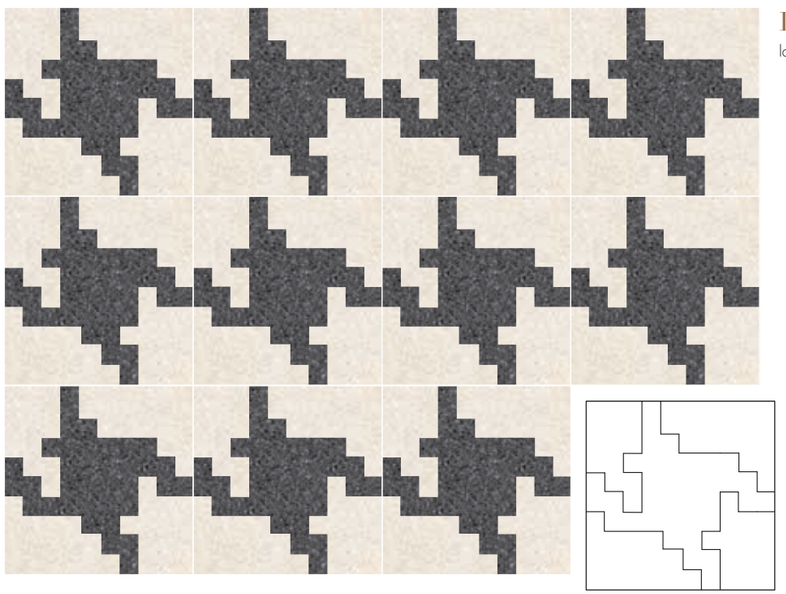

INVADERS XXL

lava, avorio

INVADERS XXL - foto
lava, menta
finitura (finish) light mat



WROOM - foto
bianco cristallo, grisaglia (ginger), nero intenso
finitura (finish) light lux

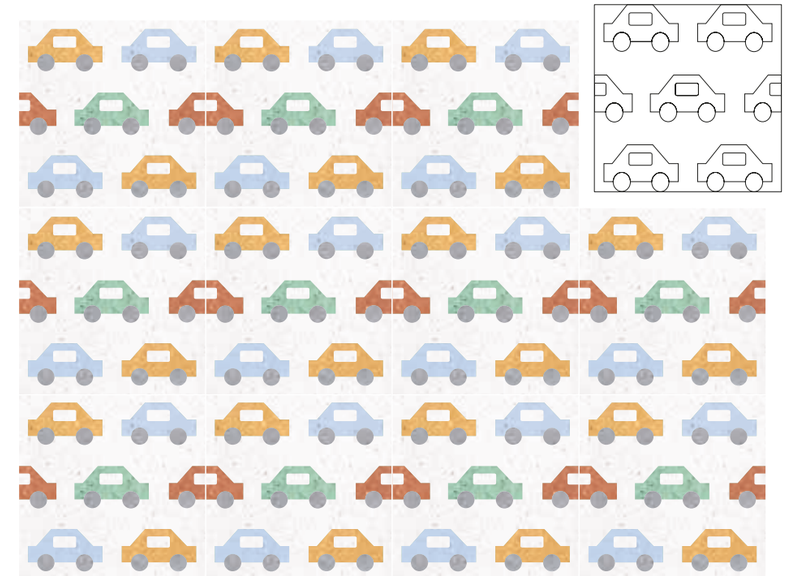

WROOM

amazzonia, bianco cristallo, giallo oro, grisaglia, ruggine, turchino

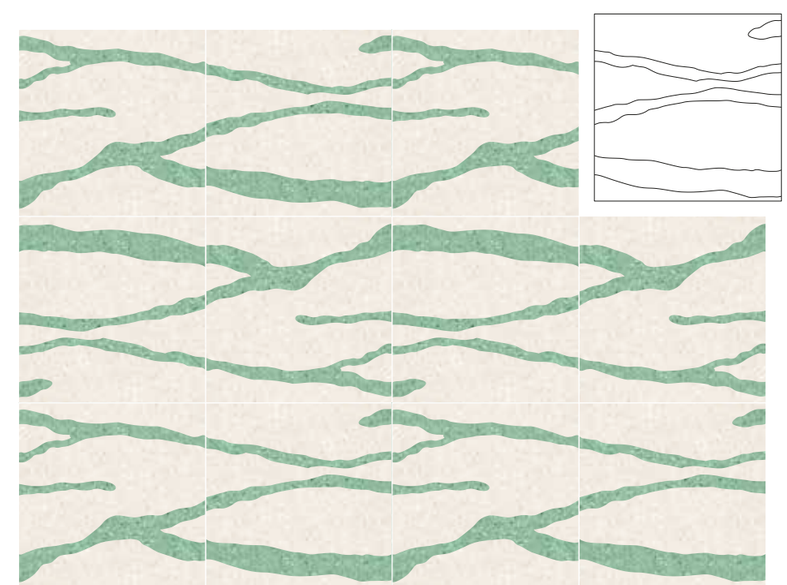

IMAGO

avorio, amazzonia

DOPPIE
PERIMETRIE
DOUBLE PERIMETERS

LA BOHÈME - foto
avorio, giallo oro, nero
intenso, ruggine
finitura (finish) light lux

LA BOHÈME
avorio, giallo oro, kiwi, verde bosco

PARSIFAL
avorio, carta da zucchero, lava, ruggine, tortora



AIDA
bianco cristallo, lava, polvere

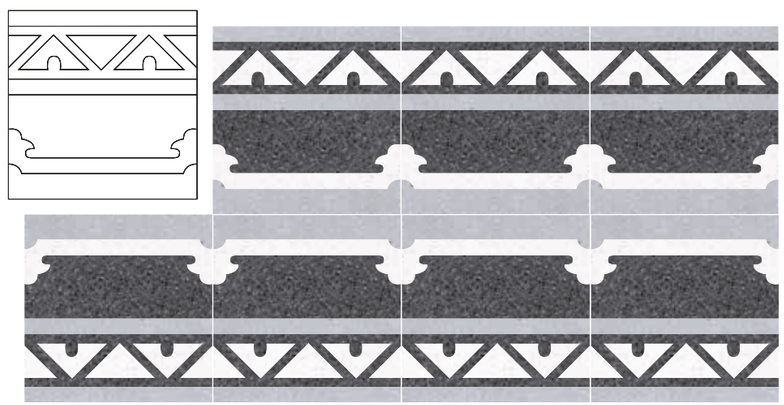

TOSCA - foto
bianco cristallo, giallo oro,
lava, nero intenso, tortora
finitura (finish) classic



TOSCA

avorio, cipria, wengè



OTELLO

bianco cristallo, giallo oro, grano,
rosa antico, rosso pompei



CAMPIELLO

bianco cristallo, giallo oro,
rosa antico, rosso pompei

BAND GEOMETRIES

GEOMETRIE IN FASCIA



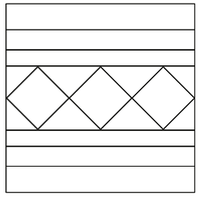

TURANDOT
bianco cristallo, lava



RE DI QUADRI
avorio, tortora, lava



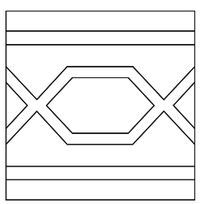

NABUCCO
bianco cristallo, lava

TURANDOT - foto
avorio, terra, wengè
finitura (finish) light bloom

Ambientazioni e mood decori / Settings and decorations mood

NORMA

bianco cristallo, carta da zucchero, lava, tortora



MADAME BUTTERFLY

avorio, giallo oro, grisaglia, nero intenso

LE MASCHERE

avorio, ruggine, wengè



NORMA - foto
grigio argento, nero intenso, rosso pompei
finitura (finish) classic

Ambientazioni e mood decori / Settings and decorations mood



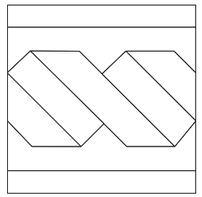

LA GAZZA LADRA

avorio, grano, terra



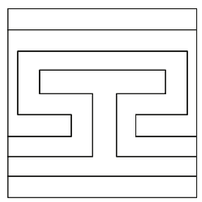

ELENA EGIZIA

avorio, kiwi, melanzana





LA DAMA DI PICCHE

avorio, rosa antico, tortora, wengè

DAMA DI PICCHE - foto
avorio, nero intenso,
ruggine, wengè
finitura (finish) light bloom

CONTORNATI DALLA NATURA

SURROUNDED BY NATURE

REGINA DELLE FATE - foto
avorio, malva, nero intenso
finitura (finish) classic

REGINA DELLE FATE

avorio, rosa antico, rosso pompei, wengè



MIMÌ

avorio, carta da zucchero, grano, terra

MIMÌ - foto
avorio, carta da zucchero, malva, nero intenso
finitura (finish) classic

LODOLETTA
avorio, giallo oro, rosso pompei



CAMPIELLO
avorio, rosa antico, ruggine



AIDA
avorio, carta da zucchero, giallo oro, terra, tortora





LODOLETTA - foto
avorio, rosso pompei
finitura (finish) classic

Ambientazioni e mood decori / Settings and decorations mood

LA PULZELLA D'ORLEANS - foto
acqua marina, avorio, giallo oro, rosso pompei, pelle d'angelo
finitura (finish) classic

LA PULZELLA D'ORLEANS

avorio, giallo oro, lava, polvere

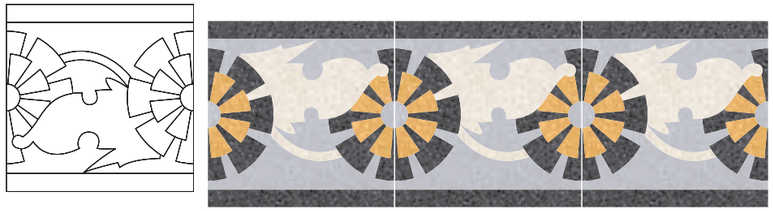

LA TRAVIATA

avorio, grisaglia, nero intenso



RE ARTÙ

avorio, kiwi, ruggine



NOTTURNO ROMANTICO

avorio, giallo oro, grano, terra

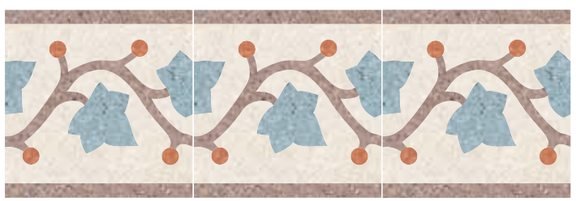



ZAIDE

avorio, carta da zucchero, ruggine, terra



FEDORA

avorio,giallo oro, grisaglia

NOTTURNO
ROMANTICO - foto
avorio, blue jeans, giallo oro
finitura (finish) classic

CAVALLERIA
RUSTICANA - foto
avorio, giallo oro, rosso
pompei
finitura (finish) classic

CAVALLERIA RUSTICANA

avorio, grisaglia, nero intenso

LA FAVORITA

avorio, carta da zucchero,
terra, wengè



DAPHNE

bianco cristallo, lava, ruggine

BORDI TRIDIMENSIONALI

3D EDGES

IL BARBIERE DI SIVIGLIA

bianco cristallo, kiwi, wengè

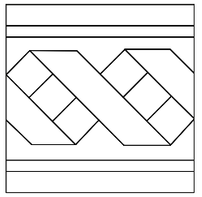



I PAGLIACCI

avorio, pelle d'angelo, ruggine, terra



I PAGLIACCI - foto
avorio, giallo oro, wengè
finitura (finish) classic

DUE GEMELLI - foto
avorio, giallo oro
finitura (finish) classic

L'INGANNO FELICE

avorio, carta da zucchero, kiwi, lava

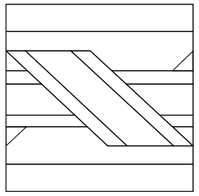



LINEE PERIMETRALI

PERIMETER LINES

ARABELLA
+ GUENDALINA - foto
avorio, grisaglia, nero intenso
finitura (finish) classic



ARABELLA
bianco cristallo, grisaglia, nero intenso



RENNA
avorio, grisaglia, melanzana



TANCREDI
bianco cristallo, terra, tortora, wengè



CORNICE - foto
avorio, giallo oro
finitura (finish) classic

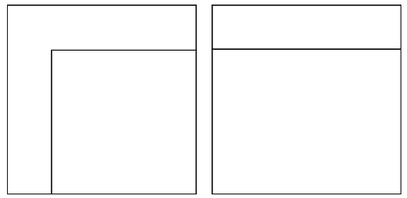



C O R N I C E
grisaglia, turchino

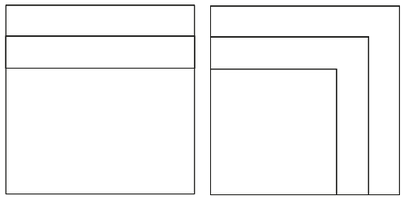

D U E T T O
grigio argento, melanzana, polvere



CARMEN - foto
lava, grigio argento,
grisaglia
finitura (finish) classic

CARMEN
avorio, giallo oro, grisaglia, lava



ALCESTE
bianco cristallo, lava, tortora

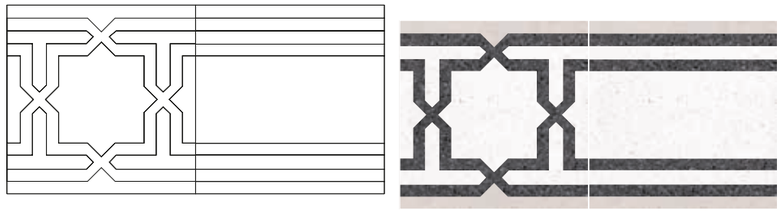

MANON LESCAUT
avorio, grisaglia, lava



CALAF - foto
bianco cristallo, grigio argento

VIOLETTA - foto
bianco cristallo, pacifico
finitura (finish) light lux

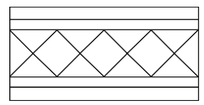

CALAF

avorio, carta da zucchero, turchino

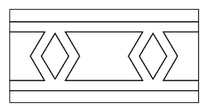

CIRCE

avorio, ruggine, terra

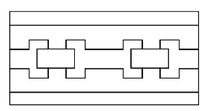

CLEOPATRA

avorio, acqua marina, giallo oro, verde bosco,

Ambientazioni e mood decori / Settings and decorations mood



CENERENTOLA

bianco cristallo, grano, melanzana, tortora

CAPRICCIO

avorio, grisaglia, rosa antico



SALOMÈ

bianco cristallo, kiwi, tortora

SALOMÈ - foto
avorio, giallo oro,
rosso pompei
finitura (finish) rock'n'roll



ORFEO

avorio, nero intenso, ruggine



CORDOVANO

avorio, rosa antico, rosso pompei, tortora

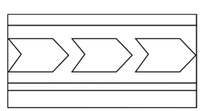

MALÌA

bianco cristallo, grano, lava, tortora

CORDOVANO - foto
avorio, blue jeans, rosso pompei
finitura (finish) classic



PATCHWORK
avorio, nero intenso
finitura (finish) light lux

I decori patchwork vengono composti con decori forniti a discrezione dell'azienda.

The patchwork decorations are composed with decorations supplied at the discretion of the company.

MIPA

TAYLOR MADE E PERSONALIZZAZIONE

TAILOR-MADE SOLUTIONS & CUSTOMIZATION

LA REINTERPRETAZIONE DEL MADE IN ITALY PASSA DALL'INNOVAZIONE E DALL'OFFERTA DI UN PRODOTTO ARTIGIANALE COMPLETAMENTE TAYLOR MADE.

TO RE-INTERPRET "MADE IN ITALY"
WE NEED INNOVATION AND
WE MUST OFFER A COMPLETELY
TAILOR-MADE AND HAND-MADE PRODUCT.

Grazie alla gamma colore a disposizione e alla sua continua implementazione nel tempo, è possibile creare i decori a seconda delle proprie esigenze progettuali.

Un decoro può infatti cambiare radicalmente aspetto e stile a seconda dei colori utilizzati per comporlo; oppure a seconda di come vengono gestiti i pieni e i vuoti o i positivi e i negativi degli elementi grafici.

Per questo **MIPA** ha deciso di fornire i clienti e i progettisti di uno strumento online che permette di creare a piacimento il proprio decoro e di produrre simulazioni di posa.

With our extensive range of colours, which is continuously upgraded over time, we can create decorations according to any design requirement of our customer.

In fact, decorations may be radically different in look and style depending on the colours used or on how filled and empty spaces, and positive and negative graphical elements are arranged.

*For this reason, **MIPA** elected to provide its customers and designers with an online tool to create their own decoration and produce laying simulations.*

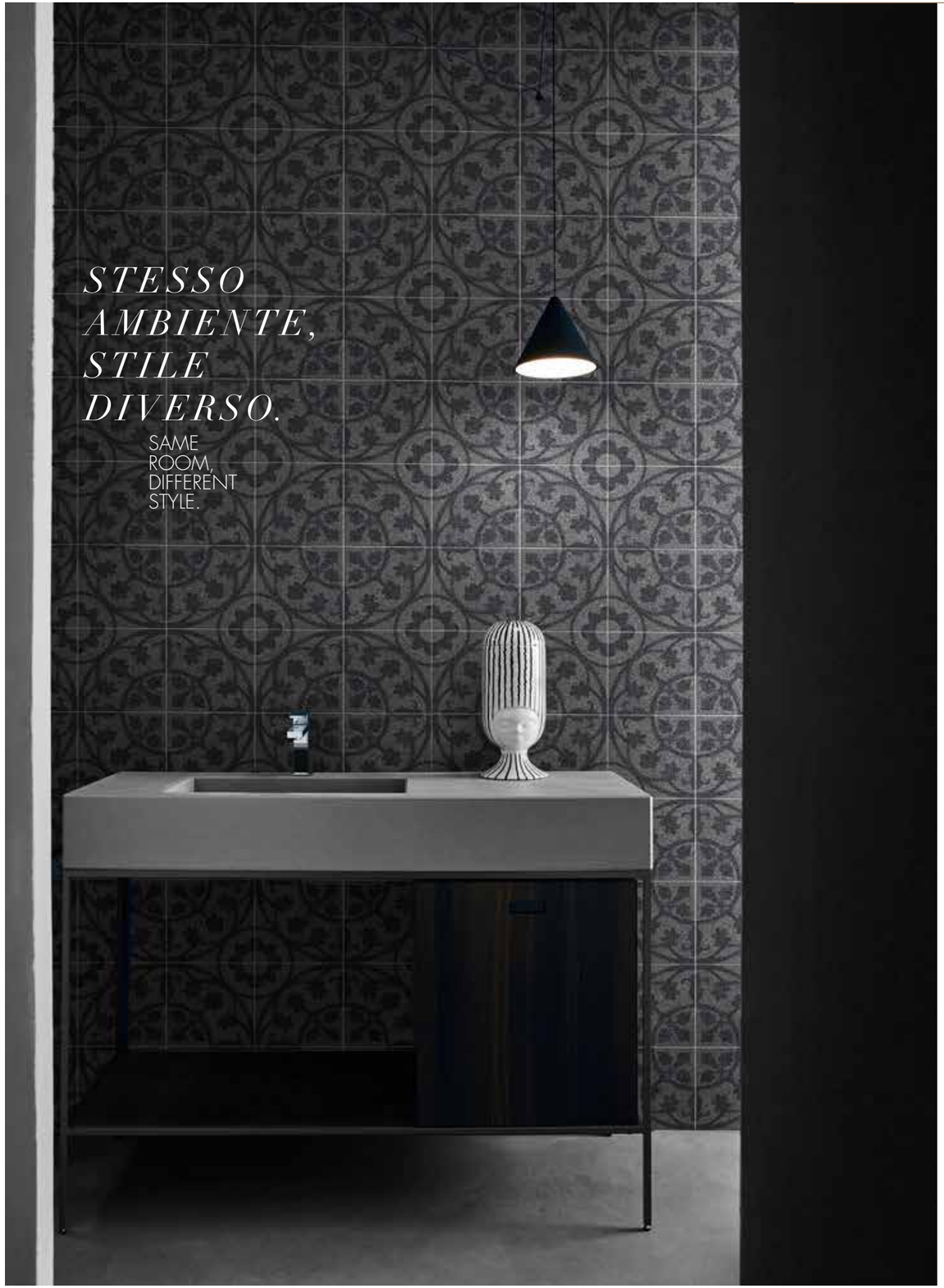
STESSO
AMBIENTE,
STILE
DIVERSO.
SAME
ROOM,
DIFFERENT
STYLE.



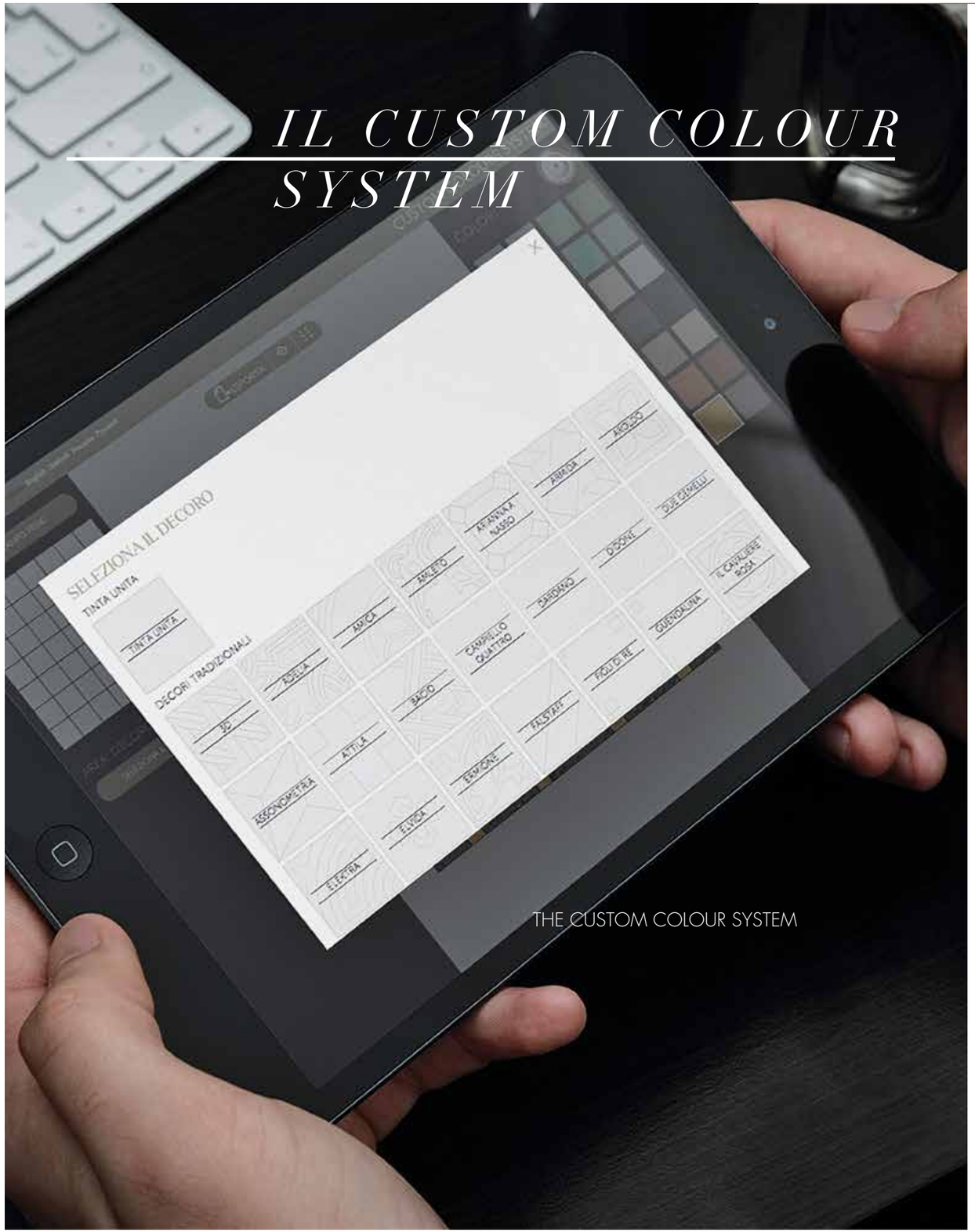

IL CUSTOM COLOUR SYSTEM

THE CUSTOM COLOUR SYSTEM

La tradizione artigianale incontra la tecnologia digitale anche grazie a **Custom Colour System, la web app collegata al sito web mipadesign.it** che permette di rendere unica e inimitabile ogni composizione.

Grazie al configuratore per la posa di pavimenti e rivestimenti, da qualsiasi computer, tablet o smartphone, è possibile sperimentare ciò che i nostri artigiani realizzano ogni giorno all'interno dei laboratori **MIPA**: con pochi click è possibile personalizzare qualsiasi decoro con la gamma colori **MIPA** e realizzare una simulazione di posa.

Traditional Italian crafts meet digital technology in our ***Custom Colour System, our web app connected to our website mipadesign.it****, where you can make each composition unique and inimitable.*

This tool allows users to set up any material laying and cladding from any PC, tablet or smartphone, to experiment with the work our craftsmen perform every day in ***MIPA's*** *laboratories. With only a few clicks, you can customize any decoration by using the entire range of* ***MIPA*** *colours and simulate your final result.*

COLLEZIONE TINTE UNITE 20X20

20X20 SOLID COLOURS COLLECTION

PALETTE COLORI TINTE UNITE

SOLID COLOURS PALETTE

L'eterno fascino della semplicità e la pura forza del colore diventano potenzialità di espressione nella collezione di piastrelle di graniglia a tinta unita di **MIPA** per pavimenti e rivestimenti.

L'ampia palette e i quattro differenti formati disponibili permettono infinite composizioni e schemi di posa. Semplicità, colore e qualità si fanno stile.

The eternal fascination of simplicity and the pure strength of colour become expressive potential with ***MIPA*** *solid colours graniglia tile for floors and walls.*

The wide palette and the four different available formats allow endless compositions and laying schemes. Simplicity, colour and quality become style.

Colori freddi
Cold colours

Acqua marina


Verde bosco

Turchino

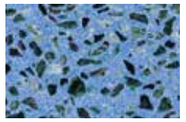
Blue jeans

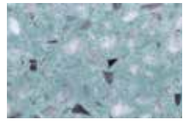
Carta da zucchero

Colori neutri
Neutral colours

Bianco cristallo

Avorio

Grigio argento

Tortora

Polvere

Grisaglia

Lava

Nero intenso

Colori Naturali
Natural colours

Pelle d'angelo

Cipria

Terra

Wengè

Colori caldi
Warm colours

Rosa antico

Ruggine

Rosso Pompei

Grano

Giallo oro

FORMATI E FINITURE

FORMATS AND FINISHES

MONOSTRATO

10x10 cm

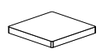

dimensione (size) 10x10 cm
spessore (thickness) 12,5±0,5/ 11 mm
finitura (finish) Classic, Light Lux, Light Mat, Light Bloom, Rock'n'Roll

10x20 cm

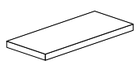

dimensione (size) 10x20 cm
spessore (thickness) 12,5±0,5/ 11 mm
finitura (finish) Classic, Light Lux, Light Mat, Light Bloom

20x20 cm

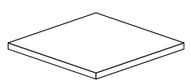

dimensione (size) 20x20 cm
spessore (thickness) 12,5±0,5/ 11 mm
finitura (finish) Classic, Light Lux, Light Mat, Light Bloom

Preincisi

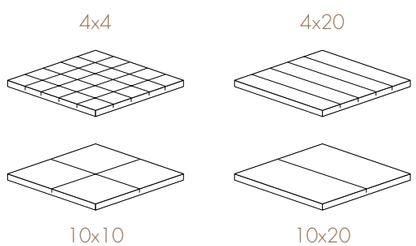

dimensione (size) 20x20 cm
spessore (thickness) 11 mm
finitura (finish) Light Lux, Light Mat, Light Bloom

FINITURE
FINISHES

CLASSIC

Formella in graniglia monostrato 20x20 cm prelevigata (finitura grana 120) da lucidare in opera con bordi non bisellati. Spessore 12,5±0,5 mm.

12,5±0,5 mm thick through body marble Graniglia tile 20x20, semi polished, to be polished after laying with unchamfered edges.

LIGHT LUX

Formella in graniglia monostrato 20x20 cm spessore 11 mm, calibrata, rettificata. Bordi bisellati e superficie lucida.

11 mm thick through body marble Graniglia tile 20x20, calibrated, rectified. Chamfered edges and polished surface.

LIGHT MAT

Formella in graniglia monostrato 20x20 cm spessore 11 mm, calibrata, rettificata. Bordi bisellati e superficie levigata MAT.

11 mm thick through body marble Graniglia tile 20x20, calibrated, rectified. Chamfered edges and mat surface.

LIGHT BLOOM

Formella in graniglia monostrato 20x20 cm spessore 11 mm, calibrata, rettificata. Superficie spazzolata.

11 mm thick through body marble Graniglia tile 20x20, calibrated, rectified. Brushed surface.

ROCK'N' ROLL

Formella in graniglia monostrato 10x10 cm spessore 11 mm. Anticata artigianalmente.

11 mm thick through body marble Graniglia tile 10x10. Antiqued handcrafted.

MOSAICI SU RETE

MOSAICS ON MASH

Smooth

2,3x4,8

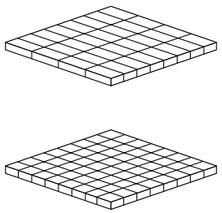

2,3x2,3

dimensione (size)	30x30 cm
spessore (thickness)	11 mm
finitura (finish)	Light Lux, Light Mat, Light Bloom



SMOOTH 2,3X4,8 - foto
wengè + *inserto (insert)*
grigio argento
finitura (finish) light bloom

MIPA

dimensioni formella (tile size)

10x10 cm

10x20 cm

20x20 cm

caratteristiche formella (tile features)

Monostrato

MIPA QUALITY
MADE IN ITALY

POSE TINTE UNITE
SOLID COLOURS LAYING SCHEMES

P. 248
POSA A SCACCHIERA
CHECKERBOARD LAYING SCHEME

P. 254
POSA A CASSETTONE
CASSETTONE LAYING SCHEME

P. 264
POSA MATTONCINO
BRICK LAYING SCHEME

P. 270
TAPPETI
CARPETS









Gli schemi di posa sono suggestioni di composizioni realizzabili con formelle di formato quadrato e rettangolare a prescindere dal reale formato del modulo. Le possibilità di posa sono molteplici, quelle inserite nelle pagine successive sono solo alcuni esempi.

L'ufficio stile **MIPA** può dare supporto per lo sviluppo di altri schemi di posa con tinte unite.

Laying schemes are suggestions of compositions that can be created with square and rectangular tiles, regardless of the actual format of the module. There are many different laying options – those available in the subsequent pages are only a few examples.

***MIPA**'s Style Office offers support for the development of different laying schemes with solid colours.*

AMBIENTAZIONI E SCHEMI DI POSA TINTE UNITE 20X20

SOLID COLOURS 20X20 SETTINGS AND LAYING SCHEMES

POSA A SCACCHIERE

CHECKERBOARD LAYING SCHEMES

avorio, giallo oro
finitura (finish) classic

avorio, acquamarina,
verde bosco



ginger, polvere,
nero intenso



avorio, wengè
finitura (finish) light bloom



lava, rosa antico



avorio, pelle d'angelo

avorio, turchino
finitura (finish) classic



grisaglia, lava, nero intenso



avorio, giallo oro,
nero intenso

POSA CASSETTONE

CASSETTONE LAYING SCHEMES

bianco cristallo, lava, polvere
finitura (finish) classic

avorio, lava



bianco cristallo, rosso pompei, nero intenso

avorio, lava
finitura (finish) light lux

avorio, turchino
finitura (finish) classic



avorio, lava



avorio, terra,
rosso pompei



bianco cristallo, grisaglia,
nero intenso

avorio, turchino
finitura (finish) classic

bianco cristallo,
nero intenso, verde bosco



avorio, turchino
finitura (finish) classic

POSA A MATTONCINO

BRICK LAYING SCHEMES

grigio argento, lava
finitura (finish) light mat



lava, grigio argento



avorio, tortora



grano, giallo oro



lava, nero intenso
finitura (finish) light mat



grisaglia, lava, nero intenso
finitura (finish) light bloom

TAPPETI

CARPETS

nero intenso, rosa antico
finitura (finish) light lux



grisaglia, lava



grisaglia, lava, nero intenso



lava, polvere
finitura (finish) light mat

LISTELLI
SPECIAL TRIMS

nome (name)	dimensione (size)	profilo (shape)	finitura (finish)
PIXEL	2x20x1,1cm		light bloom light lux / light mat
MG PIXEL	4x20x1,1cm		light bloom light lux / light mat
LCD	4x20x1,1cm		light bloom light lux / light mat
16:9	3x20x1,1cm		light bloom light lux / light mat
PLASMA	3,5x20x1,1cm		light bloom light lux / light mat

BATTISCOPA
SKIRTING

nome (name)	dimensione (size)	profilo (shape)	finitura (finish)
BATTISCOPA	20x6,5x1,1 cm		light bloom light lux / light mat
BATTISCOPA TECNICO	20x4,5x1,1 cm		light bloom light lux / light mat

BORDURE DI RIVESTIMENTO
EDGINGS

nome (name)	dimensione (size)	profilo (shape)	finitura (finish)
ADI	1,5x20x3 cm		light bloom light lux / light mat
BRE	3x20x4,5 cm		light bloom light lux / light mat
EMI	2x20x5 cm		light bloom light lux / light mat
ILE	2,5x20x5 cm		light bloom light lux / light mat
MULL	3x20x4,5 cm		light bloom light lux / light mat
TORELLO	3x10x3 cm 3x20x3 cm		light bloom light lux / light mat

PEZZI SPECIALI

È possibile richiedere listelli, battiscopa e bordure in qualsiasi colore della gamma tinte unite MIPA.

I pezzi speciali vengono utilizzati per completare pavimenti e rivestimenti sia in tinta unita che decorati.

SPECIAL PIECES

Customers may request special trims, skirting and edgings in any colour of the MIPA *palette.*

Special pieces are used to complete floors and cladding projects both in solid colours and with decorations.

AREA TECNICA

TECHNICAL AREA

finitura *(finish)*

CLASSIC

POSA, PROTEZIONE, MANUTENZIONE

SOTTOFONDI

Il sottofondo deve essere realizzato a regola d'arte, di conseguenza si deve presentare **planare**, **liscio**, **pulito** (esente da parti asportabili, polvere, grassi, olii, cere, vernici, agenti disarmanti e quanto altro possa pregiudicarne l'adesione), **privo di fessurazioni**, **compatto**, **asciutto**, **resistente meccanicamente** (la resistenza meccanica, così come lo spessore, deve essere adeguata alla destinazione d'uso), stagionato e dimensionalmente stabile. Il periodo di stagionatura/maturazione è uno dei requisiti più importanti per un massetto cementizio. La posa delle piastrelle in ceramica e materiale lapideo deve essere eseguita su massetti stagionati, che abbiano già esplicato la maggior parte del ritiro igrometrico, **evitando quindi la formazione di eventuali fessure successivamente alla posa della pavimentazione capaci di procurare la rottura ed il distacco del rivestimento**. Il tempo di stagionatura di un massetto "tradizionale" in sabbia e cemento è di circa 7-10 gg. per cm di spessore in condizioni ambientali ottimali. Si può ridurre questo lungo tempo di attesa utilizzando leganti speciali o malte premiscelate a presa ed asciugamento rapidi.

POSA

È indispensabile la posa con collante cementizio deformabile ad alte prestazioni per piastrelle in ceramica e materiale lapideo. L'eccesso di collante, che in fase di posa potrebbe affiorare, deve essere rimosso immediatamente con una spugna umida per evitare danni sulla superficie delle graniglie. Le schede tecniche dei collanti delle aziende di riferimento segnalano normalmente che, in caso di posa di materiali da levigare in opera, indipendentemente dalla tipologia di materiale e dallo spessore, è indispensabile utilizzare la tecnica della doppia spalmatura; si consiglia pertanto di attenersi a quanto riportato nelle stesse.

GIUNTI DI POSA

Devono essere eseguiti i **giunti di dilatazione**, **di frazionamento** e le **fughe** secondo la normativa di riferimento. Prima della stuccatura delle fughe attendere i tempi prescritti dalle schede tecniche degli adesivi utilizzati. Le fughe dovranno essere pulite, prive di polvere ed avere un'ampiezza sufficiente a fare penetrare ed attecchire lo stucco. Il colore del fugante deve essere il più possibile simile alle formelle. L'impasto deve essere steso su tutta la superficie, come da indicazioni delle aziende produttrici. **È fondamentale la pulizia "a fresco" del sigillante**.

LEVIGATURA

Prima della levigatura in opera occorre attendere il tempo di indurimento del collante utilizzato per la posa, riportato nella relativa scheda tecnica. Le procedure sono analoghe a quelle seguite per le pavimentazioni in marmo.

LAVAGGIO DI BASE

Evitare assolutamente l'uso di prodotti contenenti acidi, anche se diluiti. è bene evitare anche l'uso di detergenti alcalini, diluenti molto forti o svernicianti. Si consiglia pertanto l'uso di detergenti neutri. Rimuovere lo sporco secco mediante scopa o aspirapolvere. Lavare il pavimento con un detergente neutro in soluzione acquosa, provvedere alla raccolta della soluzione con uno straccio o aspira liquidi. Risciacquare abbondantemente con acqua pulita senza detergente e lasciare asciugare.

PROTEZIONE

È indispensabile l'applicazione di un idro-oleorepellente, soprattutto per ambienti particolari quali cucine, uffici, ristoranti, ecc... (trattamento da effettuarsi, dopo la lucidatura, su materiale pulito e perfettamente asciutto).

MANUTENZIONE E PULIZIA

Per la pulizia e la manutenzione quotidiana, oltre ai lavaggi con acqua e detergenti neutri, è bene ricorrere al "sistema lavaincera" (pulizia del pavimento con acqua e aggiunta di cera liquida neutra).

STOCCAGGIO

Non lasciare il materiale all'esterno perché il danneggiamento degli imballi e la presenza di acque meteoriche possono danneggiare il materiale.

INSTALLATION, PROTECTION, MAINTENANCE

SUBSTRATES

*The substrate must be properly prepared. It must be **flat, smooth, clean** (free from loose material, dust, greases, oils, waxes, paints, detaching agents and any other items which may reduce adhesion), **free from cracks, compact, dry, mechanically strong** (the mechanical strength and thickness required depend on the intended use), cured and with dimensional stability. The curing time is one of the most important factors for a concrete screed. Ceramic tiles and stone slabs must be laid on cured screeds which have already completed most of their shrinkage due to water loss, **ensuring that there will be no cracking after the floor covering has been installed, with the consequent risk of broken or loose tiles**. The curing time for a conventional sand and cement screed is about 7-10 days for every centimetre of its thickness in optimal ambient conditions. This long waiting time can be reduced by using special binders or quick-setting, quick-setting, quick-drying premixed cements.*

INSTALLATION

Ceramic tiles and stone slabs must be installed using high-performance, elastic cement adhesive. Any uneven points will require excessive grinding, which may spoil the whole floor.
The technical specifications of the adhesives of the reference companies normally indicate that, in case of polishing after laying, regardless of the type of material and thickness, it is essential to use the double-spread technique; it is recommended to refer to the information in the same.

LAYING JOINTS

*Existing expansion joints and laying joints must comply with the reference standards Before grouting the joints, wait for the times specified in the technical information supplied with the adhesives used for installing the tiles. The laying joints (grouts) have to be clean, free from dust and have to be sufficiently large to let the grout penetrate deeply and last in time. Joints may be sealed with grouting cements or suitable fillers with colour as similar as possible to the colour of the terrazzo tile. The grout must be spread over the entire surface, following the producer's instructions. **It is essential to remove sealant residues from the tiles when still fresh.***

POLISHING

Before polishing floor coverings after installation, wait for the hardening time specified in the technical information supplied with the adhesives used for installing the tiles. The procedures are the same as those for marble floor coverings.

BASIC CLEANING

***It is absolutely necessary to avoid products containing acid**, even when diluted. We also advice strongly against the use of alkaline detergents, very strong solvents and paint strippers. Neutral detergents are therefore recommended. Remove dry dirt using a cloth. Wash with a neutral detergent diluted in water. Rinse with plenty of clean water without detergent and leave to dry.*

PROTECTION

***It is absolutely necessary to apply a suitable water-proofing/stain-proofing agent, particularly for kitchens, offices, restaurants, ...** (the protection has to be applied, after the polishing, to a perfectly clean and dry surface).*

MAINTENANCE AND CLEANING

For everyday cleaning and maintenance, as well as washing with water and neutral detergent, the "washing-waxing method" (cleaning the floor with water to which a colourless liquid wax has been added) is recommended.

STORAGE

Never leave the material outdoors since damage to the packaging or acid rain may damage the material.

finitura *(finish)*

LIGHT LUX, MAT, BLOOM

POSA, PROTEZIONE, MANUTENZIONE

SOTTOFONDI

Il sottofondo deve essere realizzato a regola d'arte, di conseguenza si deve presentare **planare**, **liscio**, **pulito** (esente da parti asportabili, polvere, grassi, olii, cere, vernici, agenti disarmanti e quanto altro possa pregiudicarne l'adesione), **privo di fessurazioni, compatto, asciutto, resistente meccanicamente** (la resistenza meccanica, così come lo spessore, deve essere adeguata alla destinazione d'uso), stagionato e dimensionalmente stabile. Il periodo di stagionatura/maturazione è uno dei requisiti più importanti per un massetto cementizio. La posa delle piastrelle in ceramica e materiale lapideo deve essere eseguita su massetti stagionati, che abbiano già esplicato la maggior parte del ritiro igrometrico, **evitando quindi la formazione di eventuali fessure successivamente alla posa della pavimentazione capaci di procurare la rottura ed il distacco del rivestimento**. Il tempo di stagionatura di un massetto "tradizionale" in sabbia e cemento è di circa 7-10 gg. per cm di spessore in condizioni ambientali ottimali. Si può ridurre questo lungo tempo di attesa utilizzando leganti speciali o malte premiscelate a presa ed asciugamento rapidi.

POSA

È indispensabile la posa con collante cementizio deformabile ad alte prestazioni per piastrelle in ceramica e materiale lapideo. L'eccesso di collante, che in fase di posa potrebbe affiorare, deve essere rimosso immediatamente con una spugna umida per evitare danni sulla superficie delle graniglie.

GIUNTI DI POSA

Devono essere eseguiti i **giunti di dilatazione**, **di frazionamento** e le **fughe** secondo la normativa di riferimento. Prima della stuccatura delle fughe attendere i tempi prescritti dalle schede tecniche degli adesivi utilizzati. Le fughe dovranno essere pulite, prive di polvere ed avere un'ampiezza sufficiente a fare penetrare ed attecchire lo stucco. Il colore del fugante deve essere il più possibile simile alle formelle. L'impasto deve essere steso su tutta la superficie, come da indicazioni delle aziende produttrici.
È fondamentale la pulizia "a fresco" del sigillante.

LAVAGGIO DI BASE

Evitare assolutamente l'uso di prodotti contenenti acidi, anche se diluiti. è bene evitare anche l'uso di detergenti alcalini, diluenti molto forti o svernicianti. Si consiglia pertanto l'uso di detergenti neutri. Rimuovere lo sporco secco mediante scopa o aspirapolvere. Lavare il pavimento con un detergente neutro in soluzione acquosa, provvedere alla raccolta della soluzione con uno straccio o aspiraliquidi. Risciacquare abbondantemente con acqua pulita senza detergente e lasciare asciugare.

PROTEZIONE

È indispensabile l'applicazione di un idro-oleorepellente, soprattutto per ambienti particolari quali cucine, uffici, ristoranti, ecc... (protezione da effettuarsi, dopo la posa, su materiale pulito ed asciutto). Successivamente come finitura, solo negli interni, deve essere applicata una cera neutra specifica per pavimenti in marmo.

MANUTENZIONE E PULIZIA

Per la pulizia e la manutenzione quotidiana, oltre ai lavaggi con acqua e detergenti neutri, è bene ricorrere al "sistema lavaincera" (pulizia del pavimento con acqua e aggiunta di cera liquida neutra).

STOCCAGGIO

Non lasciare il materiale all'esterno perché il danneggiamento degli imballi e la presenza di acque meteoriche possono danneggiare il materiale.

INSTALLATION, PROTECTION, MAINTENANCE

SUBSTRATES

*The substrate must be properly prepared. It must be **flat, smooth, clean** (free from loose material, dust, greases, oils, waxes, paints, detaching agents and any other items which may reduce adhesion), **free from cracks, compact, dry, mechanically strong** (the mechanical strength and thickness required depend on the intended use), cured and with dimensional stability. The curing time is one of the most important factors for a concrete screed. Ceramic tiles and stone slabs must be laid on cured screeds which have already completed most of their shrinkage due to water loss, **ensuring that there will be no cracking after the floor covering has been installed, with the consequent risk of broken or loose tiles**. The curing time for a conventional sand and cement screed is about 7-10 days for every centimetre of its thickness in optimal ambient conditions. This long waiting time can be reduced by using special binders or quick-setting, quick-setting, quick-drying premixed cements.*

INSTALLATION

Ceramic tiles and stone slabs must be installed using high-performance, elastic cement adhesive. Any uneven points will require excessive grinding, which may spoil the whole floor.

LAYING JOINTS

*Existing expansion joints and laying joints must comply with the reference standards. Before grouting the joints, wait for the times specified in the technical information supplied with the adhesives used for installing the tiles. The laying joints (grouts) have to be clean, free from dust and have to be sufficiently large to let the grout penetrate deeply and last in time. Joints may be sealed with grouting cements or suitable fillers with colour as similar as possible to the colour of the terrazzo tile. The grout must be spread over the entire surface, following the producer's instructions. **It is essential to remove sealant residues from the tiles when still fresh.***

BASIC CLEANING

***It is absolutely necessary to avoid products containing acid, even when diluted.** We also advice strongly against the use of alkaline detergents, very strong solvents and paint strippers. Neutral detergents are therefore recommended. Remove dry dirt using a cloth. Wash with a neutral detergent diluted in water. Rinse with plenty of clean water without detergent and leave to dry.*

PROTECTION

***It is absolutely necessary to apply a suitable water-proofing/stain-proofing agent, particularly for kitchens, offices, restaurants, ...** (the protection has to be applied, after the installation, to a perfectly clean and dry surface). Afterwards, only in indoor installations, apply a colourless wax especially thought for marble floors.*

MAINTENANCE AND CLEANING

For everyday cleaning and maintenance, as well as washing with water and neutral detergent, the "washing-waxing method" (cleaning the floor with water to which a colourless liquid wax has been added) is recommended.

STORAGE

Never leave the material outdoors since damage to the packaging or acid rain may damage the material.

finitura *(finish)*

ROCK'N ROLL

POSA, PROTEZIONE, MANUTENZIONE

SOTTOFONDI Il sottofondo deve essere realizzato a regola d'arte, di conseguenza si deve presentare **planare**, **liscio**, **pulito** (esente da parti asportabili, polvere, grassi, olii, cere, vernici, agenti disarmanti e quanto altro possa pregiudicarne l'adesione), **privo di fessurazioni, compatto, asciutto, resistente meccanicamente** (la resistenza meccanica, così come lo spessore, deve essere adeguata alla destinazione d'uso), stagionato e dimensionalmente stabile. Il periodo di stagionatura/maturazione è uno dei requisiti più importanti per un massetto cementizio. La posa delle piastrelle in ceramica e materiale lapideo deve essere eseguita su massetti stagionati, che abbiano già esplicato la maggior parte del ritiro igrometrico, **evitando quindi la formazione di eventuali fessure successivamente alla posa della pavimentazione capaci di procurare la rottura ed il distacco del rivestimento**. Il tempo di stagionatura di un massetto "tradizionale" in sabbia e cemento è di circa 7-10 gg. per cm di spessore in condizioni ambientali ottimali. Si può ridurre questo lungo tempo di attesa utilizzando leganti speciali o malte premiscelate a presa ed asciugamento rapidi.

POSA È indispensabile la posa con collante cementizio deformabile ad alte prestazioni per piastrelle in ceramica e materiale lapideo. L'eccesso di collante, che in fase di posa potrebbe affiorare, deve essere rimosso immediatamente con una spugna umida per evitare danni sulla superficie delle graniglie.

GIUNTI DI POSA Devono essere eseguiti i **giunti di dilatazione**, **di frazionamento** e le **fughe** secondo la normativa di riferimento. Prima della stuccatura delle fughe attendere i tempi prescritti dalle schede tecniche degli adesivi utilizzati. Le fughe dovranno essere pulite, prive di polvere ed avere un'ampiezza sufficiente a fare penetrare ed attecchire lo stucco. Il colore del fugante deve essere il più possibile simile alle formelle. L'impasto deve essere steso su tutta la superficie, come da indicazioni delle aziende produttrici.
È fondamentale la pulizia "a fresco" del sigillante.

LAVAGGIO DI BASE Il lavaggio dopo la posa, si può effettuare utilizzando un detergente acido tamponato debitamente diluito in acqua per la rimozione di residui di cemento superficiali.

PROTEZIONE **È indispensabile l'applicazione di un idro-oleorepellente, soprattutto per ambienti particolari quali cucine, uffici, ristoranti, ecc...** (protezione da effettuarsi, dopo la posa, su materiale pulito ed asciutto). Successivamente come finitura, solo negli interni, deve essere applicata una cera neutra specifica per pavimenti in marmo.

MANUTENZIONE E PULIZIA Per la pulizia e la manutenzione quotidiana, oltre ai lavaggi con acqua e detergenti neutri, è bene ricorrere al "sistema lavaincera" (pulizia del pavimento con acqua e aggiunta di cera liquida neutra).

STOCCAGGIO Non lasciare il materiale all'esterno perché il danneggiamento degli imballi e la presenza di acque meteoriche possono danneggiare il materiale.

INSTALLATION, PROTECTION, MAINTENANCE

SUBSTRATES *The substrate must be properly prepared. It must be* ***flat, smooth, clean*** *(free from loose material, dust, greases, oils, waxes, paints, detaching agents and any other items which may reduce adhesion),* ***free from cracks, compact, dry, mechanically strong*** *(the mechanical strength and thickness required depend on the intended use), cured and with dimensional stability. The curing time is one of the most important factors for a concrete screed. Ceramic tiles and stone slabs must be laid on cured screeds which have already completed most of their shrinkage due to water loss,* ***ensuring that there will be no cracking after the floor covering has been installed, with the consequent risk of broken or loose tiles****. The curing time for a conventional sand and cement screed is about 7-10 days for every centimetre of its thickness in optimal ambient conditions. This long waiting time can be reduced by using special binders or quick-setting, quick-setting, quick-drying premixed cements.*

INSTALLATION *Ceramic tiles and stone slabs must be installed using high-performance, elastic cement adhesive. Any uneven points will require excessive grinding, which may spoil the whole floor.*

LAYING JOINTS *Existing expansion joints and laying joints must comply with the reference standards. Before grouting the joints, wait for the times specified in the technical information supplied with the adhesives used for installing the tiles. The laying joints (grouts) have to be clean, free from dust and have to be sufficiently large to let the grout penetrate deeply and last in time. Joints may be sealed with grouting cements or suitable fillers with colour as similar as possible to the colour of the terrazzo tile. The grout must be spread over the entire surface, following the producer's instructions.*
It is essential to remove sealant residues from the tiles when still fresh.

BASIC CLEANING *After the laying wash with an acid descaler properly diluted in water to remove grout residues.*

PROTECTION ***It is absolutely necessary to apply a suitable water-proofing/stain-proofing agent, particularly for kitchens, offices, restaurants, ...*** *(the protection has to be applied, after the installation, to a perfectly clean and dry surface). Afterwards, only in indoor installations, apply a colourless wax especially thought for marble floors.*

MAINTENANCE AND CLEANING *For everyday cleaning and maintenance, as well as washing with water and neutral detergent, the "washing-waxing method" (cleaning the floor with water to which a colourless liquid wax has been added) is recommended.*

STORAGE *Never leave the material outdoors since damage to the packaging or acid rain may damage the material.*